

KW42 2021
18.10. - 24.10.

Qualitätsmonitoring der Verfügbarkeit von
Webdiensten der INSPIRE-Zentrale

INSPIRE

| | | | | | | | | |
|---|--|--|--|--|--|--|--|---------|
| WCS-EL-BORELIEF | | | | | | | | n.v. |
| WCS-GECORE-BORELIEFABL | | | | | | | | n.v. |
| WCS-GECORE-BORELIEFKL | | | | | | | | n.v. |
| WCS-LBGR-BORELIEF | | | | | | | | 100.00% |
| WCS-LBGR-BOWASSVERH | | | | | | | | 100.00% |
| WCS-SO-SWRPNAG | | | | | | | | 100.00% |
| WCS-LBGR-SWRPNAG | | | | | | | | 100.00% |
| WFS-MIK-BRANDKAT | | | | | | | | 99.98% |
| WFS-G-HKFK-BEBB | | | | | | | | 100.00% |
| INSPIRE-WFS BB Adressen Hauskoordinaten | | | | | | | | 99.97% |
| WFS-AF-TIERE | | | | | | | | 100.00% |
| WFS-AM-BGALT | | | | | | | | 100.00% |
| WFS-AM-BGBERECHTBESCHR | | | | | | | | 99.91% |
| WFS-AM-BGBPLAN | | | | | | | | 99.92% |
| WFS-AM-BTF | | | | | | | | 100.00% |
| WFS-AM-FLUGLAERMSCHUTZ | | | | | | | | 99.97% |
| WFS-AM-MG | | | | | | | | 100.00% |
| WFS-AM-UGK300 | | | | | | | | 100.00% |
| WFS-AM-VFG | | | | | | | | 100.00% |
| INSPIRE-WFS BB Verwaltungseinheiten ALKIS | | | | | | | | 99.75% |
| INSPIRE-WFS BB Verwaltungseinheiten ATKIS Basis-DLM | | | | | | | | 100.00% |
| WFS-BR-NATRAUM | | | | | | | | 100.00% |

| | | | | | | | | | |
|--|--|--|--|--|--|--|--|--|---------|
| INSPIRE-WFS BB Flurstücke/Grundstücke ALKIS | | | | | | | | | 99.98% |
| WFS-EF-BDF | | | | | | | | | 100.00% |
| WFS-EF-SEM | | | | | | | | | 99.96% |
| WFS-EL- TIEFENLINIEN | | | | | | | | | n.v. |
| WFS-ER-WKA | | | | | | | | | 99.97% |
| WFS-GEHG-ARTESER | | | | | | | | | 100.00% |
| WFS-GEHG-HYK50 | | | | | | | | | 99.97% |
| WFS-GEHG-UGK300 | | | | | | | | | 100.00% |
| WFS-GECORE-EEM | | | | | | | | | 99.95% |
| WFS-GECORE-GK25 | | | | | | | | | 99.98% |
| WFS-GECORE- GUEK100 | | | | | | | | | 99.95% |
| WFS-GECORE- GUEK300 | | | | | | | | | 99.98% |
| WFS-GECORE- QUARTAER | | | | | | | | | 100.00% |
| WFS-GECORE- UGK300 | | | | | | | | | 100.00% |
| INSPIRE-WFS BB Geografische Bezeichnungen ALKIS | | | | | | | | | 99.89% |
| INSPIRE-WFS BB Geografische Bezeichnungen ATKIS Basis-DLM | | | | | | | | | 100.00% |
| WFS-HB-BBK | | | | | | | | | 100.00% |
| WFS-HH- FLUGLAERM2017 | | | | | | | | | 99.92% |
| WFS-HH- LAERMKBB2017 | | | | | | | | | 100.00% |
| WFS-HH- LAERMKPDM2017 | | | | | | | | | 100.00% |
| INSPIRE-WFS BB Hydro - Netzwerk ATKIS Basis-DLM | | | | | | | | | 100.00% |
| INSPIRE-WFS BB Hydro - Physische Gewässer ALKIS | | | | | | | | | 100.00% |
| INSPIRE-WFS BB Hydro - Physische Gewässer ATKIS Basis-DLM | | | | | | | | | 100.00% |
| WFS-PF-BGBETRIEB | | | | | | | | | 100.00% |
| WFS-PF-BHKW | | | | | | | | | 100.00% |
| WFS-PF-BIMSCHG | | | | | | | | | 99.92% |
| WFS-PF-GFA | | | | | | | | | 100.00% |

| | | | | | | | | |
|--|--|--|--|--|--|--|--|---------|
| WFS-PF-IED | | | | | | | | 100.00% |
| WFS-PS-SCHUTZG | | | | | | | | 100.00% |
| WFS-SD-ARTEN | | | | | | | | 99.97% |
| WFS-SO-BASEN | | | | | | | | 99.92% |
| WFS-SO-BK50 | | | | | | | | 99.97% |
| WFS-SO-BOARTEN | | | | | | | | 100.00% |
| WFS-SO-BOBEWEGUNG | | | | | | | | 100.00% |
| WFS-SO-BOBINDUNG | | | | | | | | 99.98% |
| WFS-SO-BOEROSIONWI | | | | | | | | 99.93% |
| WFS-SO-BOERTRAG | | | | | | | | 100.00% |
| WFS-SO-BOSCHWERM1M | | | | | | | | 100.00% |
| WFS-SO-BOSCHERMGW | | | | | | | | 100.00% |
| WFS-SO-BOSCHWERM | | | | | | | | 100.00% |
| WFS-SO-BUEK300 | | | | | | | | 100.00% |
| WFS-SO-CVORR | | | | | | | | 99.91% |
| WFS-SO-ELEMENTO | | | | | | | | 99.95% |
| WFS-SO-ELEMENTUN | | | | | | | | 99.97% |
| WFS-SO-GEOTHERM | | | | | | | | 100.00% |
| WFS-SO-HUMUS | | | | | | | | 100.00% |
| WFS-SO-MKBODENF | | | | | | | | 100.00% |
| WFS-SO-MMK | | | | | | | | 100.00% |
| WFS-SO-RETENTION | | | | | | | | 100.00% |
| WFS-SO-SORPTION | | | | | | | | 100.00% |
| WFS-SO-STOEIGEWK | | | | | | | | n.v. |
| WFS-SO-SUBSTRATE | | | | | | | | 100.00% |
| WFS-SO-VERN | | | | | | | | 99.95% |
| WFS-SO-WAERMELEITF | | | | | | | | 100.00% |
| INSPIRE-WFS BB Verkehrsnetze ALKIS | | | | | | | | 99.46% |
| INSPIRE-WFS BB Verkehrsnetze ATKIS Basis-DLM | | | | | | | | 99.98% |
| WFS-TNRO-STRASSEN | | | | | | | | n.v. |
| WFS-USEMF-DEPO | | | | | | | | n.v. |

| | | | | | | | | |
|-----------------------------------|--|--|--|--|--|--|--|---------|
| WFS-USGOVSERV- APOTHEKEN | | | | | | | | 100.00% |
| WFS-USGOVSERV- AUFGABENTRAEGER | | | | | | | | 100.00% |
| WFS-USGOVSERV- BHVZ | | | | | | | | 100.00% |
| WFS-USGOVSERV- KATSV | | | | | | | | 99.98% |
| WFS-USGOVSERV- LRSTANDORTE | | | | | | | | n.v. |
| WFS-USGOVSERV- NEFNAS | | | | | | | | n.v. |
| WFS-USGOVSERV- OEBVI | | | | | | | | 99.96% |
| WFS-USGOVSERV- POLBB | | | | | | | | 99.95% |
| WFS-USGOVSERV- RLSTELLEN | | | | | | | | 100.00% |
| WFS-USGOVSERV- RWSTANDORTE | | | | | | | | n.v. |
| WFS-USGOVSERV- SCHULEN | | | | | | | | 100.00% |
| WFS-LAVG- APOTHEKEN | | | | | | | | 100.00% |
| WFS-LAVG- GESSCHULEN | | | | | | | | 100.00% |
| WFS-LBGR-BERGBAU | | | | | | | | 99.94% |
| WFS-LBGR- BOARTSUBSTR | | | | | | | | 99.95% |
| WFS-LBGR- BOBASENSORP | | | | | | | | 100.00% |
| WFS-LBGR- BOEROSION | | | | | | | | 100.00% |
| WFS-LBGR- BOERTRAG | | | | | | | | 100.00% |
| WFS-LBGR- BOGEOthermie | | | | | | | | 100.00% |
| WFS-LBGR- BOGRABLOECHER | | | | | | | | 99.92% |
| WFS-LBGR- BOHUMUSKOHL | | | | | | | | 100.00% |
| WFS-LBGR- BOKARTEN | | | | | | | | 100.00% |
| WFS-LBGR-BORELIEF | | | | | | | | 100.00% |
| WFS-LBGR- BOSCHWERM | | | | | | | | 100.00% |
| WFS-LBGR- BOWASSVERH | | | | | | | | 100.00% |
| WFS-LBGR- ELEMENTGEHALTE | | | | | | | | 100.00% |
| WFS-LBGR-GK | | | | | | | | 100.00% |
| WFS-LBGR-HGK | | | | | | | | 100.00% |




| | | | | | | | | |
|--|--|--|--|--|--|--|--|---------|
| WFS-LBGR-VERDICHTEMPFDL | | | | | | | | 100.00% |
| WFS-LFU-ARTEN | | | | | | | | 99.97% |
| WFS-LFU-BBK | | | | | | | | 99.93% |
| WFS-LFU-BTLNCIR | | | | | | | | 100.00% |
| WFS-LFU-LAERM | | | | | | | | 100.00% |
| WFS-LFU-BDF | | | | | | | | 100.00% |
| WFS-LFU-BIMSCHG | | | | | | | | 100.00% |
| WFS-LFU-DEPO | | | | | | | | 100.00% |
| WFS-LFU-IED | | | | | | | | 100.00% |
| WFS-LFU-NATRAUM | | | | | | | | 100.00% |
| WFS-LFU-SCHUTZG | | | | | | | | 99.95% |
| WFS-LFU-WKA | | | | | | | | 100.00% |
| WFS-MIK-BEHVZ | | | | | | | | 100.00% |
| WFS-LGB-OEBVI | | | | | | | | 100.00% |
| WFS Klassifiziertes Straßennetz BB | | | | | | | | 100.00% |
| WFS-LS- ZAEHLSTELLEN | | | | | | | | 100.00% |
| WFS-ZDPOL-POLBB | | | | | | | | 100.00% |
| WFS-VG-BB | | | | | | | | 99.98% |
| INSPIRE-WMS BB Höhenlage - Gitter- Coverage DGM1 | | | | | | | | n.v. |
| INSPIRE-WMS BB Orthofotografie DOP20 | | | | | | | | n.v. |
| WMS-MIK-BRANDKAT | | | | | | | | 99.93% |
| INSPIRE-WMS BB Adressen Hauskoordinaten | | | | | | | | 99.96% |
| WMS-AF-TIERE | | | | | | | | 99.97% |
| WMS-AM-BGALT | | | | | | | | 100.00% |
| WMS-AM- BGBERECHTBESCHR | | | | | | | | 100.00% |
| WMS-AM-BGBPLAN | | | | | | | | 100.00% |
| WMS-AM-BTF | | | | | | | | 99.98% |
| WMS-AM- FLUGLAERMSCHUTZ | | | | | | | | 100.00% |
| WMS-AM-MG | | | | | | | | 100.00% |
| WMS-AM-UGK300 | | | | | | | | 100.00% |
| WMS-AM-VFG | | | | | | | | 100.00% |

| | | |
|--|--|---------|
| INSPIRE-WMS BB Verwaltungseinheiten ALKIS | | 99.69% |
| INSPIRE-WMS BB Verwaltungseinheiten ATKIS Basis-DLM | | 100.00% |
| WMS-BR-NATRAUM | | 100.00% |
| INSPIRE-WMS BB Flurstücke/Grundstücke ALKIS | | 100.00% |
| WMS-EF-BDF | | 100.00% |
| WMS-EF-SEM | | 99.96% |
| WMS-EL-BORELIEF | | n.v. |
| WMS-EL- TIEFENLINIEN | | n.v. |
| WMS-ER-WKA | | 100.00% |
| WMS-GEHG- ARTESER | | 100.00% |
| WMS-GEHG-HYK50 | | 100.00% |
| WMS-GEHG-UGK300 | | 99.98% |
| WMS-GECORE- BORELIEFABL | | n.v. |
| WMS-GECORE- BORELIEFKL | | n.v. |
| WMS-GECORE-EEM | | 100.00% |
| WMS-GECORE-GK25 | | 100.00% |
| WMS-GECORE- GUEK100 | | 99.91% |
| WMS-GECORE- GUEK300 | | 100.00% |
| WMS-GECORE- QUARTAER | | 100.00% |
| WMS-GECORE- UGK300 | | 100.00% |
| INSPIRE-WMS BB Geografische Bezeichnungen ALKIS | | 100.00% |
| INSPIRE-WMS BB Geografische Bezeichnungen ATKIS Basis-DLM | | 100.00% |
| WMS-HB-BBK | | 99.93% |
| WMS-HH- FLUGLAERM2017 | | 99.95% |
| WMS-HH- LAERMKBB2017 | | 100.00% |
| WMS-HH- LAERMKPDM2017 | | 100.00% |
| INSPIRE-WMS BB Hydro - Netzwerk ATKIS Basis-DLM | | 100.00% |

| | | | | | | | | |
|--|--|--|--|--|--|--|--|---------|
| INSPIRE-WMS BB Hydro - Physische Gewässer ALKIS | | | | | | | | 99.96% |
| INSPIRE-WMS BB Hydro - Physische Gewässer ATKIS Basis-DLM | | | | | | | | 100.00% |
| WMS-PF-BGBETRIEB | | | | | | | | 100.00% |
| WMS-PF-BHKW | | | | | | | | 99.93% |
| WMS-PF-BIMSCHG | | | | | | | | 99.96% |
| WMS-PF-GFA | | | | | | | | 100.00% |
| WMS-PF-IED | | | | | | | | 100.00% |
| WMS-PS-SCHUTZG | | | | | | | | 99.93% |
| WMS-SD-ARTEN | | | | | | | | 100.00% |
| WMS-SO-BASEN | | | | | | | | 99.98% |
| WMS-SO-BK50 | | | | | | | | 100.00% |
| WMS-SO-BOARTEN | | | | | | | | 100.00% |
| WMS-SO-BOBEWEGUNG | | | | | | | | 100.00% |
| WMS-SO-BOBINDUNG | | | | | | | | 100.00% |
| WMS-SO-BOEROSIONWI | | | | | | | | 100.00% |
| WMS-SO-BOERTRAG | | | | | | | | 100.00% |
| WMS-SO-BOSCHWERM1M | | | | | | | | 99.94% |
| WMS-SO-BOSCHERMGW | | | | | | | | 100.00% |
| WMS-SO-BOSCHWERM | | | | | | | | 100.00% |
| WMS-SO-BUEK300 | | | | | | | | 100.00% |
| WMS-SO-CVORR | | | | | | | | 100.00% |
| WMS-SO-ELEMENTOBEN | | | | | | | | 100.00% |
| WMS-SO-ELEMENTUNTEN | | | | | | | | 100.00% |
| WMS-SO-GEOTHERM | | | | | | | | 99.97% |
| WMS-SO-HUMUS | | | | | | | | 100.00% |
| WMS-SO-MKBODENFORM | | | | | | | | 100.00% |
| WMS-SO-MMK | | | | | | | | 100.00% |
| WMS-SO-RETENTION | | | | | | | | 99.95% |
| WMS-SO-SORPTION | | | | | | | | 100.00% |
| WMS-SO-STOEIGEWK | | | | | | | | n.v. |

| | | | | | | | | |
|--|--|--|--|--|--|--|--|---------|
| WMS-SO-SUBSTRATE | | | | | | | | 100.00% |
| WMS-SO-VERN | | | | | | | | 100.00% |
| WMS-SO-WAERMELEITF | | | | | | | | 100.00% |
| INSPIRE-WMS BB Verkehrsnetze ALKIS | | | | | | | | 99.73% |
| INSPIRE-WMS BB Verkehrsnetze ATKIS Basis-DLM | | | | | | | | 100.00% |
| WMS-TNRO- STRASSENNETZ | | | | | | | | n.v. |
| WMS-USEMF-DEPO | | | | | | | | 100.00% |
| WMS-USGOVSERV- APOTHEKEN | | | | | | | | 99.95% |
| WMS-USGOVSERV- AUFGABENTRAEGER | | | | | | | | 99.92% |
| WMS-USGOVSERV- BHVZ | | | | | | | | 99.97% |
| WMS-USGOVSERV- KATSV | | | | | | | | 100.00% |
| WMS-USGOVSERV- LRSTANDORTE | | | | | | | | n.v. |
| WMS-USGOVSERV- NEFNAS | | | | | | | | n.v. |
| WMS-USGOVSERV- OEBVI | | | | | | | | 99.95% |
| WMS-USGOVSERV- POLBB | | | | | | | | 100.00% |
| WMS-USGOVSERV- RLSTELLEN | | | | | | | | 100.00% |
| WMS-USGOVSERV- RWSTANDORTE | | | | | | | | n.v. |
| WMS-USGOVSERV- SCHULEN | | | | | | | | 99.98% |
| WMS-LAVG- APOTHEKEN | | | | | | | | 100.00% |
| WMS-LAVG- GESSCHULEN | | | | | | | | 100.00% |
| WMS-LBGR- BERGBAU | | | | | | | | 100.00% |
| WMS-LBGR- BOARTSUBSTR | | | | | | | | 99.98% |
| WMS-LBGR- BOBASENSORP | | | | | | | | 99.98% |
| WMS-LBGR- BOEROSION | | | | | | | | 100.00% |
| WMS-LBGR- BOERTRAG | | | | | | | | 100.00% |
| WMS-LBGR- BOGEOOTHERMIE | | | | | | | | 100.00% |
| WMS-LBGR- BOGRABLOECHER | | | | | | | | 99.97% |
| WMS-LBGR- BOHUMUSKOHL | | | | | | | | 99.98% |

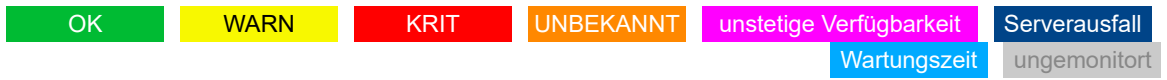
| | | | | | | | | | |
|--|--|--|--|--|--|--|--|--|---------|
| WMS-LBGR-BOKARTEN | | | | | | | | | 100.00% |
| WMS-LBGR-BORELIEF | | | | | | | | | 100.00% |
| WMS-LBGR-BOSCHWERM | | | | | | | | | 100.00% |
| WMS-LBGR-BOWASSVERH | | | | | | | | | 100.00% |
| WMS-LBGR-ELEMENTGEHALTE | | | | | | | | | 100.00% |
| WMS-LBGR-GK | | | | | | | | | 99.92% |
| WMS-LBGR-HGK | | | | | | | | | 99.91% |
| WMS-SO-SWRPNAG | | | | | | | | | 100.00% |
| WMS-LBGR-SWRPNAG | | | | | | | | | 100.00% |
| WMS-LBGR-VERDICHTEMPFINDL | | | | | | | | | 99.92% |
| WMS-LFU-ARTEN | | | | | | | | | 100.00% |
| WMS-LFU-BBK | | | | | | | | | 100.00% |
| WMS-LFU-BTLNCIR | | | | | | | | | 100.00% |
| WMS-LFU-LAERM | | | | | | | | | 99.98% |
| WMS-LFU-BDF | | | | | | | | | 100.00% |
| WMS-LFU-BIMSCHG | | | | | | | | | 99.98% |
| WMS-LFU-DEPO | | | | | | | | | 100.00% |
| WMS-LFU-IED | | | | | | | | | 100.00% |
| WMS-LFU-NATRAUM | | | | | | | | | 100.00% |
| WMS-LFU-SCHUTZG | | | | | | | | | 100.00% |
| WMS-LFU-WKA | | | | | | | | | 99.96% |
| WMS-MIK-BEHVZ | | | | | | | | | 100.00% |
| WMS-LGB-OEBVI | | | | | | | | | 100.00% |
| WMS Klassifiziertes Straßennetz BB | | | | | | | | | 100.00% |
| WMS-LS-ZAEHLSTELLEN | | | | | | | | | 99.96% |
| WMS-ZDPOL-POLBB | | | | | | | | | 100.00% |
| WMS-VG-BB | | | | | | | | | 99.98% |
| WMS BB ALKIS Qualitätsangaben Punkte | | | | | | | | | 99.93% |
| WFS-ALKIS-NAS-BB | | | | | | | | | 100.00% |
| WFS-ALKIS-SF-BB | | | | | | | | | 99.89% |
| WFS-ALKIS-VEREINF | | | | | | | | | 100.00% |

| | | |
|------------------------|--|---------------|
| WMS-ALKIS-BB |  | 99.98% |
| WMS-FLUR-BB |  | 99.93% |
| WFS-ATKIS-BDLM-SF-BB |  | 100.00% |
| Zusammenfassung | | 99.98% |

Verfügbarkeitsschwellen



Farben der Zeitleiste



Weitere Informationen erhalten Sie beim Kundenservice der LGB
 (kundenservice@inspire.brandenburg.de · Telefon: +49 331 8844-123 oder unter www.inspire.brandenburg.de)